



DOORTRONIX, INC
5783 C.R. 1219
MALAKOFF, TX 75148
TEL: 888-453-5196
FAX: 888-579-4639
www.doortronix.com

THE NEXT GENERATION OF AUTOMATIC DOORS

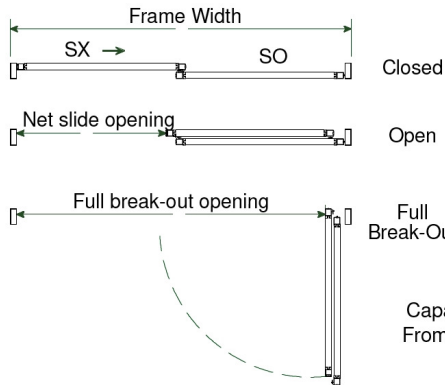
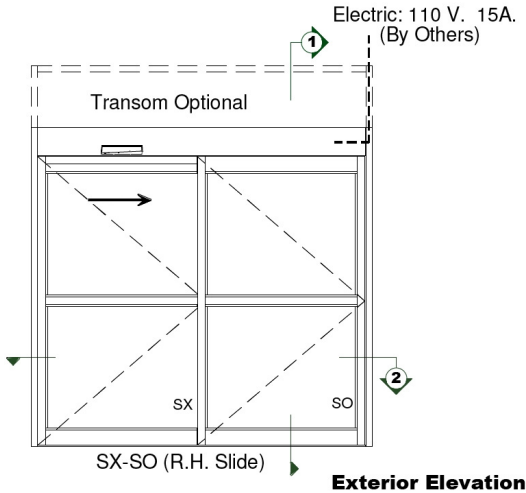
DOORTRONIX LINEAR BEARING 2100 SERIES

SX - SO

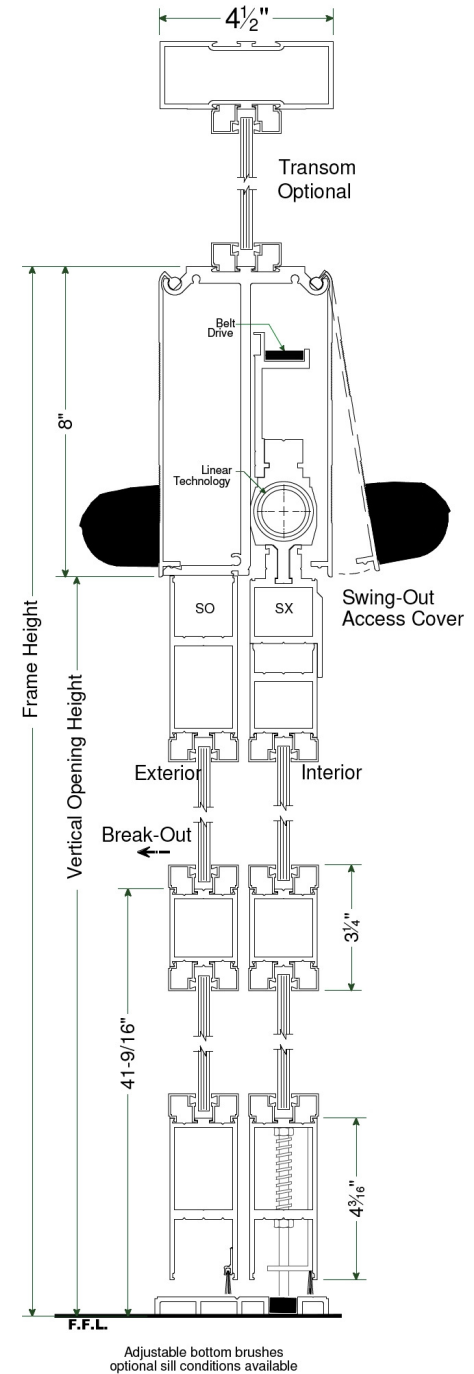
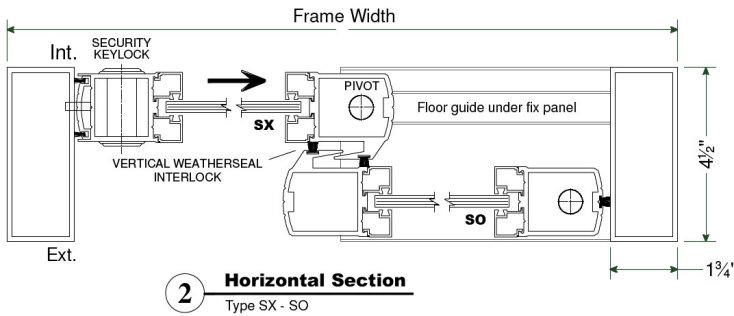
SINGLE SLIDE RIGHT HAND FULL BREAKOUT

PROJECT INFORMATION

| | |
|----------------------|------------------|
| PROJECT NAME: | |
| LOCATION: | |
| DOOR | |
| NUMBERS: | |
| DATE: | SHEET: OF |



Note:
All Panels Are Capable Of Breakout From Any Position Of Travel



- NOTES**
1. ELECTRICAL REQUIREMENTS: 120 VAC, 5 AMP MIN TO POWER OPERATOR BY ELECTRICAL CONTRACTOR.
 2. ROUGH OPENING SHALL PROVIDE 1/4"[6] SHIM SPACE ON SIDES AND TOP OF PACKAGE.
 3. LIMITS OF ACTIVATION AND SAFETY ZONES ARE FOR REFERENCE ONLY; SEE ANSI/BHMA A156.10 FOR DETAILED REQUIREMENTS.
 4. SEE SPECIFICATIONS FOR ADDITIONAL INFORMATION.

| Model | Frame Width | Frame Height | Clear Door Opening | Vertical Opening | Full Breakout Opening | Rough Opening Width | Rough Opening Height |
|-------|--------------|--------------|--------------------|------------------|-----------------------|---------------------|----------------------|
| SX-SO | 6'-6" (1981) | 90" (2286) | 33" (838) | 82" (2083) | 69" (2083) | 78 -1/2" (1753) | 90 -1/2" (2299) |
| SX-SO | 7'-0" (2134) | 90" (2286) | 36" (915) | 82" (2083) | 75" (1829) | 84 -1/2" (2146) | 90 -1/2" (2299) |
| SX-SO | 8'-0" (2438) | 90" (2286) | 42" (1067) | 82" (2083) | 87" (2137) | 96 -1/2" (2451) | 90 -1/2" (2299) |
| SX-SO | 9'-0" (2743) | 90" (2286) | 48" (1219) | 82" (2083) | 99" (2438) | 108 -1/2" (2756) | 90 -1/2" (2299) |

*Imperial (Metric - mm) - Consult Factory For Custom Sizes